

Fall 2023

# Elevations

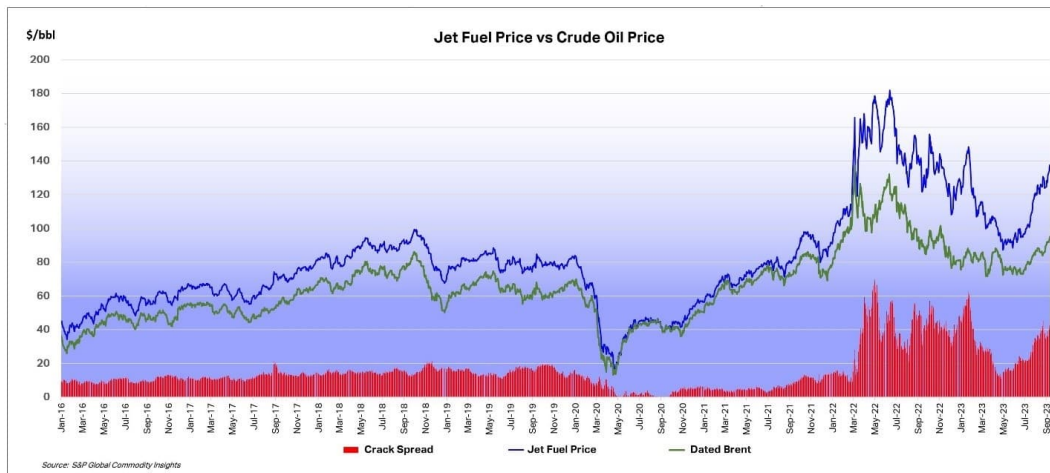


## State of the Industry

As the fall season arrives, the aviation industry remains strong but volatile with rising fuel prices, ongoing inflation and slowing domestic air travel.

Many airlines reported impressive, even record-breaking, revenues for their Q2 earnings, which were followed by warnings of potential losses in Q3. These performance inconsistencies are currently the norm with air travel being more leisure driven, resulting in less predictability.

SLC continues to experience impressive passenger throughput thanks to Utah's leading economy, population growth and year-round tourism attractions. For the first time since 2019, the airport experienced record passenger traffic during the fiscal year ending in June 2023, which is expected to continue through the end of the calendar year.




## SLC Makes Travel + Leisure's Favorite Domestic Airports List

The votes are in and SLC made Travel + Leisure Readers' 10 Favorite Domestic Airports list! Airports were rated on access, check-in/security, restaurants/bars, shopping and design. [Learn more](#) about what readers loved about SLC and the other airports that made the top 10.



# SLC Air Service Update

Delta Air Lines recently announced resumption of the following flights that were suspended during the pandemic: Indianapolis (IND) will resume on March 10, 2024, while flights to Columbus (CMH) and Santa Barbara (SBA) will resume on June 7, 2024. Delta also intends to resume other suspended routes, including Cleveland (CLE), Des Moines (DSM), Madison (MSN) and Pittsburgh (PIT) when pilot and aircraft resources allow.



## 12-Month Rolling Airport Statistics August 2023

### PASSENGERS

#### Domestic

Total Enplaned: 12,578,767

Total Deplaned: 12,747,521

Total Passengers: 25,326,288

#### International

Total Enplaned: 645,766

Total Deplaned: 664,761

Total Passengers: 1,310,527

---

### LANDED WEIGHT (lbs.)

Air Carriers: 14,544,603,684

Cargo Carriers: 1,127,945,119

Total Landed Weight: 15,672,548,803

### MAIL (lbs.)

Enplaned: 29,542,103

Deplaned: 22,726,335

Total Mail: 52,268,438

---

### CARGO (lbs.)

Enplaned: 171,828,520

Deplaned: 178,612,653

Total Cargo: 350,441,173

### OPERATIONS

Passenger Aircraft: 232,088

All Cargo Aircraft: 16,700

General Aviation: 64,877

Military: 4,281

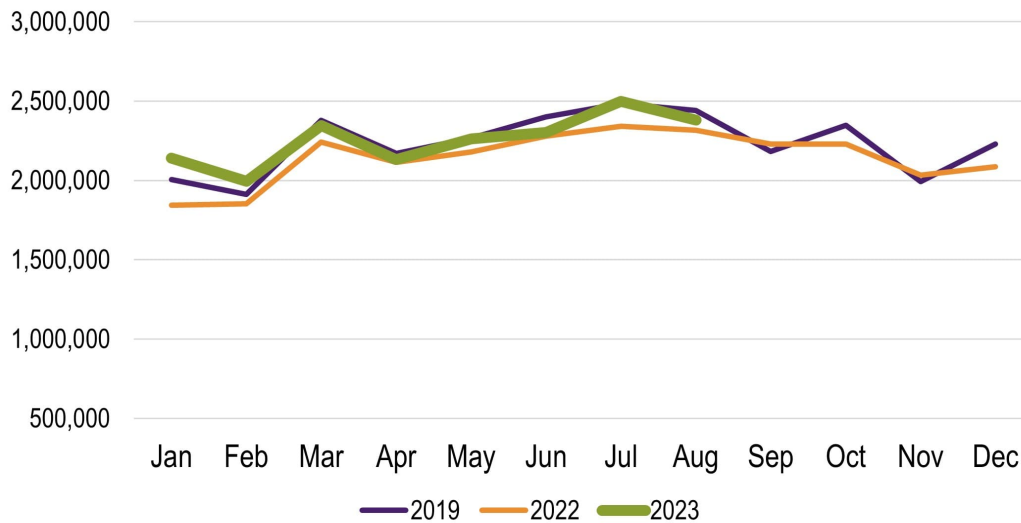
Total Aircraft Ops: 317,946

# SLC Airport Update

Phase 2 of The New SLC is nearing completion with the final 13 gates scheduled to open Oct. 31, 2023, bringing the total gate count on Concourse A to 47. Many of the 19 new concessions will open by the end of October as well.

Work continues on The New SLC Phase 3, which encompasses the Central Tunnel, Concourse B Plaza and more large-scale art installations. The first five gates will open in fall 2024, followed by four gates in fall 2025. Additional local, regional and national food and retail options are planned for Phase 3. The concession operators selected for the 19,260 sq. ft. of space are: Bambuza Hospitality Group, HMSHost, Marshall Retail Group, Paradies Lagardère, SLC Airport Concessions Group and SSP America representing brands new to SLC such as Bambuza Vietnam Kitchen, Cotopaxi, Maggiano's Little Italy, Thirst, and Sunday's Best. Check out the [renderings](#) for the Phase 3 concession concepts.

### SLC Total Passengers by Month



## SLC Recognized by the Utah Restaurant Association

The Utah Restaurant Association recognized SLC Airport with a Taste Utah Dining Award at its annual Restaurant Industry Awards Gala held Tuesday, May 30 at Rice-Eccles Stadium. The award recognizes The New SLC Phase 1 restaurants and acknowledges the airport's contributions to Utah's food, restaurant and hospitality industry. Salt Lake City Department of Airport's commercial management team attended the gala and accepted the award on SLC's behalf.

