



THE NEW SLC FUN FACTS



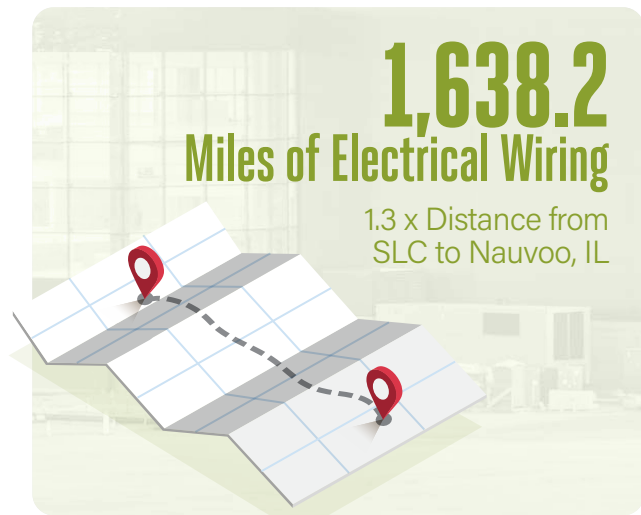
128.65
Miles of Piles
23 x Mount Everest



45,005
Tons of Steel
205 x Blue Whales



4,097,781
Total Square Feet
5.5 x Vivint Arena



1,638.2
Miles of Electrical Wiring
1.3 x Distance from
SLC to Nauvoo, IL



238
Miles of Piping
1.6 x Uinta
Mountain Range



877.8
Miles of
Telecom Cables
5.7 x Park City
Ski Slopes



658,775
Cubic Yards of Concrete
1,109 x
767 Planes